

For Lease

Shops at Camp Lowell
NWC Camp Lowell & Swan
Tucson, Arizona

NAIHorizon



Property Highlights

- High daytime population
- Located on Swan Road, a major north/south corridor connecting the affluent Foothills with Midtown Tucson

Availability

- Shops A:
Suite A-119: $\pm 1,635$ SF
(\$21.00/SF, NNN)
- Shops B:
Suite B-100: $\pm 1,150$ SF
(\$18.00/SF, NNN)
Suite B-107: $\pm 1,050$ SF
(\$18.00/SF, NNN)
Suite B-111
& 115: $\pm 3,305$ SF
(\$18.00/SF, NNN)

Traffic Counts VPD

N Swan Rd	39,199
E Camp Lowell Dr	22,636



Demographics	1 Mile	3 Mile	5 Mile
2016 Estimate	9,409	91,042	263,103
2021 Projection	9,621	93,066	269,544
Average Age	42.10	40.20	39.00
2016 Avg HH Income	\$62,774	\$57,929	\$60,164

ALL INFORMATION FURNISHED REGARDING PROPERTY FOR SALE, RENTAL OR FINANCING IS FROM SOURCES DEEMED RELIABLE, BUT NO WARRANTY OR REPRESENTATION IS MADE TO THE ACCURACY THEREOF AND SAME IS SUBMITTED SUBJECT TO ERRORS, OMISSIONS, CHANGE OF PRICE, RENTAL OR OTHER CONDITIONS PRIOR TO SALE, LEASE OR FINANCING OR WITHDRAWAL WITHOUT NOTICE. NO LIABILITY OF ANY KIND IS TO BE IMPOSED ON THE BROKER HEREIN.

Dave Dutson 2900 N Swan Rd, Suite 200
Tucson, Arizona
c +1 520 241 1160
dave.dutson@naihonorizon.com
naihonorizon.com

For Lease

Shops at Camp Lowell
NWC Camp Lowell & Swan
Tucson, Arizona



NaiHorizon

ALL INFORMATION FURNISHED REGARDING PROPERTY FOR SALE, RENTAL OR FINANCING IS FROM SOURCES DEEMED RELIABLE, BUT NO WARRANTY OR REPRESENTATION IS MADE TO THE ACCURACY THEREOF AND SAME IS SUBMITTED SUBJECT TO ERRORS, OMISSIONS, CHANGE OF PRICE, RENTAL OR OTHER CONDITIONS PRIOR TO SALE, LEASE OR FINANCING OR WITHDRAWAL WITHOUT NOTICE. NO LIABILITY OF ANY KIND IS TO BE IMPOSED ON THE BROKER HEREIN.

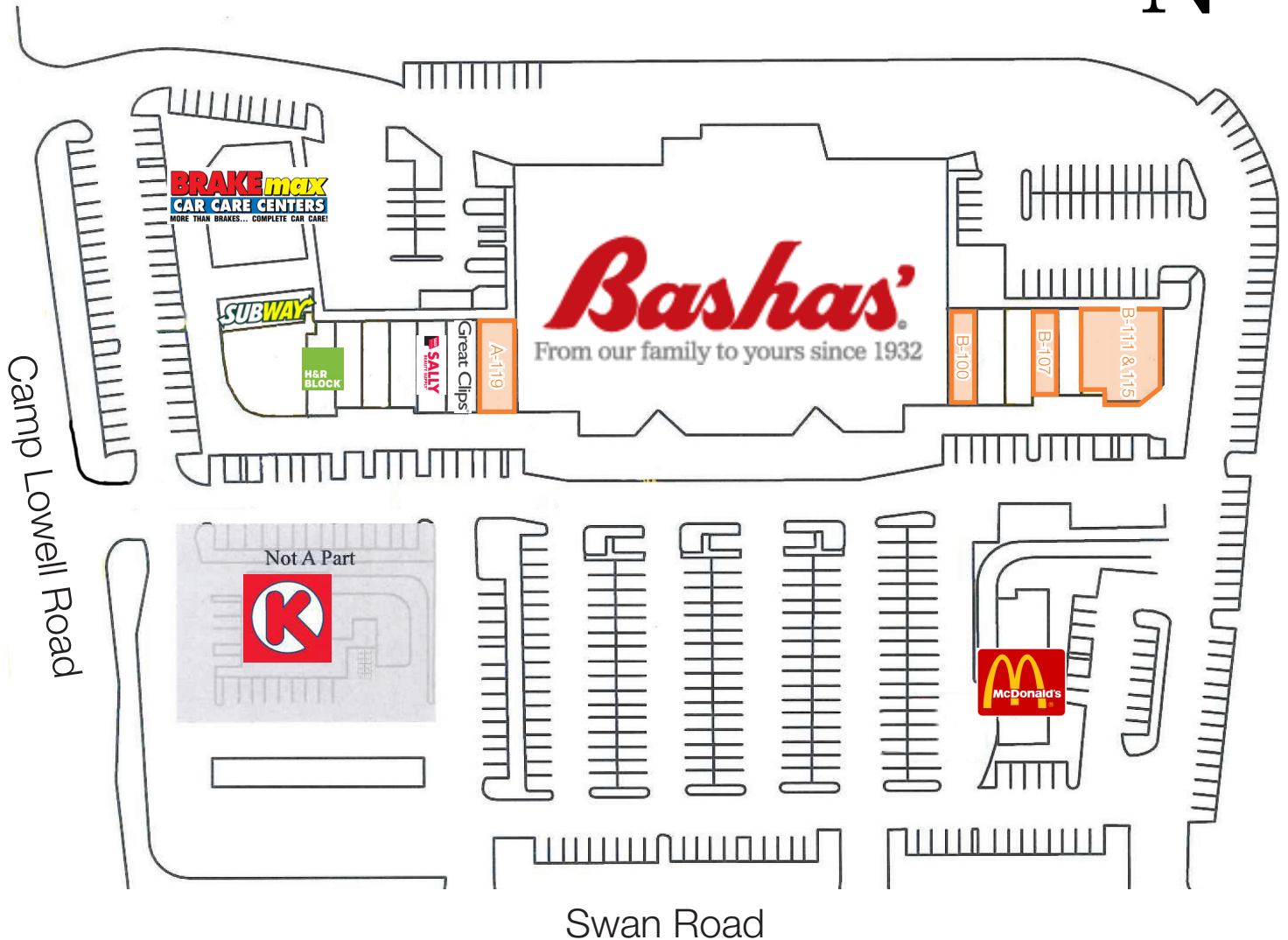
Dave Dutson 2900 N Swan Rd, Suite 200
Tucson, Arizona
c +1 520 241 1160
dave.dutson@naihorizon.com
naihorizon.com

SITE PLAN

For Lease

Shops at Camp Lowell
NWC Camp Lowell & Swan
Tucson, Arizona

N >



NaiHorizon

ALL INFORMATION FURNISHED REGARDING PROPERTY FOR SALE, RENTAL OR FINANCING IS FROM SOURCES DEEMED RELIABLE, BUT NO WARRANTY OR REPRESENTATION IS MADE TO THE ACCURACY THEREOF AND SAME IS SUBMITTED SUBJECT TO ERRORS, OMISSIONS, CHANGE OF PRICE, RENTAL OR OTHER CONDITIONS PRIOR TO SALE, LEASE OR FINANCING OR WITHDRAWAL WITHOUT NOTICE. NO LIABILITY OF ANY KIND IS TO BE IMPOSED ON THE BROKER HEREIN.

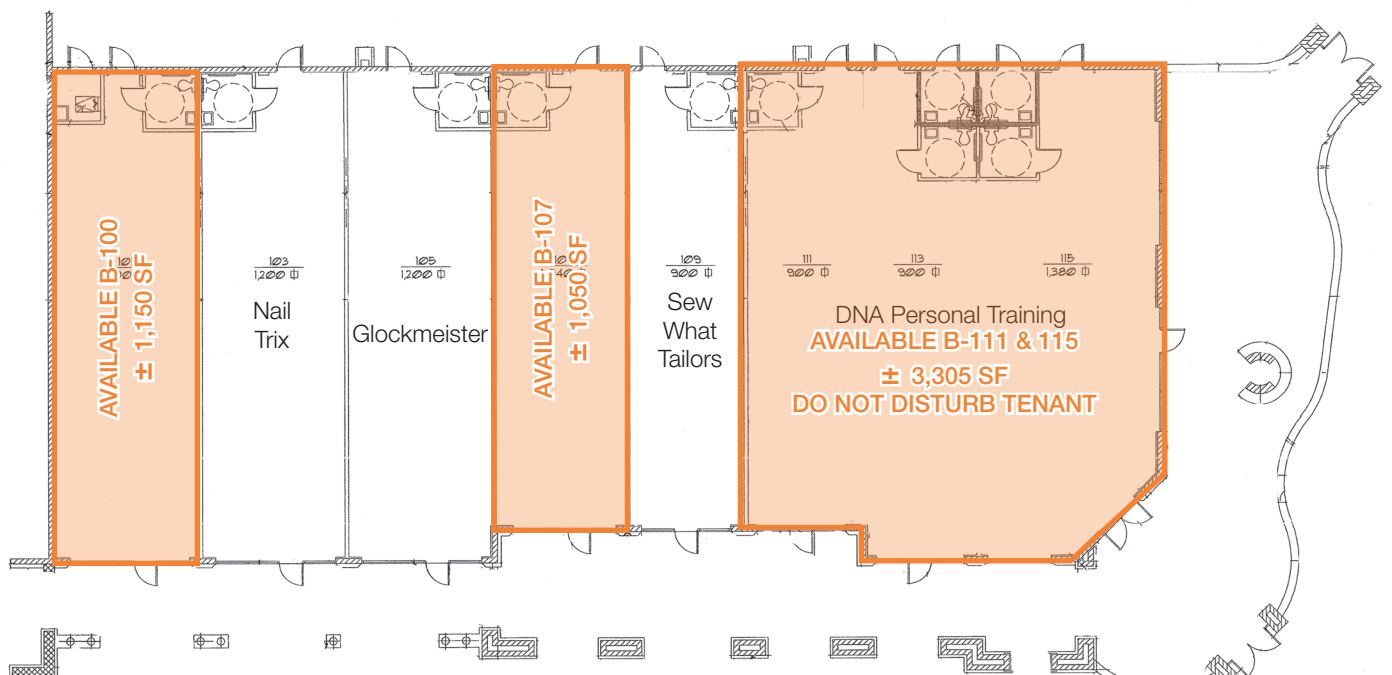
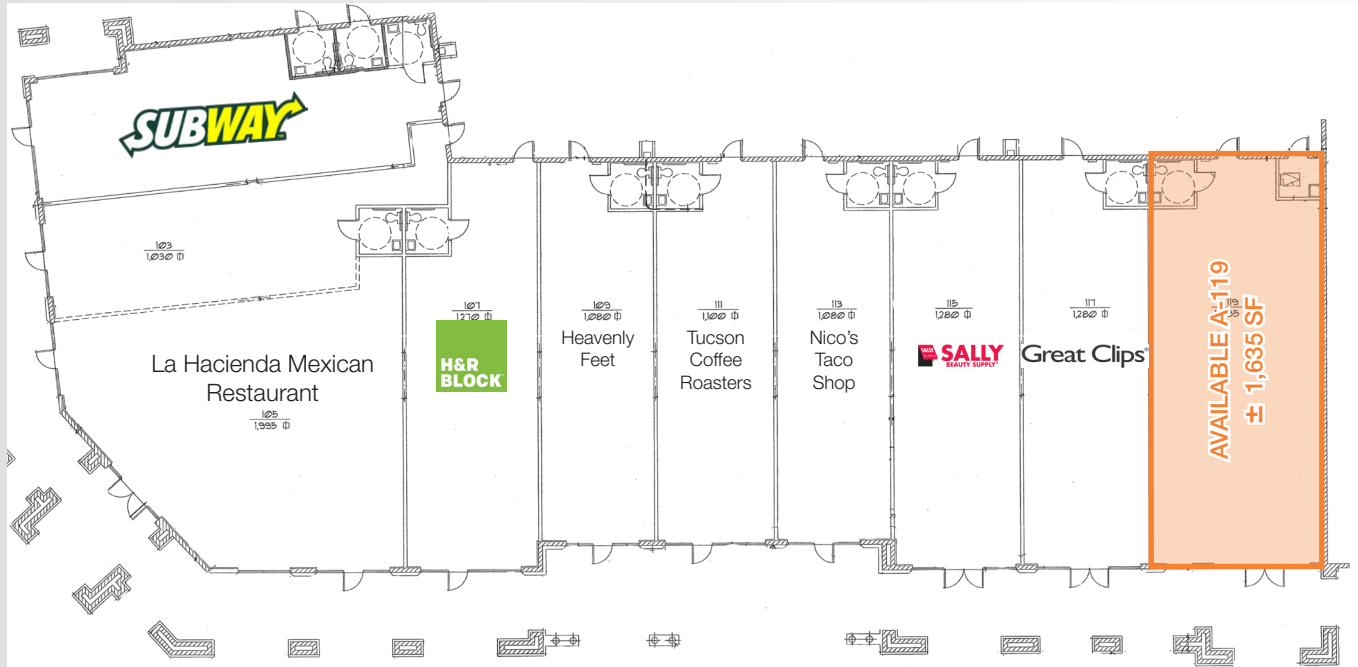
Dave Dutson 2900 N Swan Rd, Suite 200
Tucson, Arizona
c +1 520 241 1160
dave.dutson@naihorizon.com
naihorizon.com

AVAILABILITY

For Lease

Shops at Camp Lowell
NWC Camp Lowell & Swan
Tucson, Arizona

Shops A



Shops B

NaiHorizon

ALL INFORMATION FURNISHED REGARDING PROPERTY FOR SALE, RENTAL OR FINANCING IS FROM SOURCES DEEMED RELIABLE, BUT NO WARRANTY OR REPRESENTATION IS MADE TO THE ACCURACY THEREOF AND SAME IS SUBMITTED SUBJECT TO ERRORS, OMISSIONS, CHANGE OF PRICE, RENTAL OR OTHER CONDITIONS PRIOR TO SALE, LEASE OR FINANCING OR WITHDRAWAL WITHOUT NOTICE. NO LIABILITY OF ANY KIND IS TO BE IMPOSED ON THE BROKER HEREIN.

Dave Dutson 2900 N Swan Rd, Suite 200
Tucson, Arizona
c +1 520 241 1160
dave.dutson@naihorizon.com
naihorizon.com

DEMOGRAPHICS

For Lease

Shops at Camp Lowell
NWC Camp Lowell & Swan
Tucson, Arizona

	1 Mile	3 Mile	5 Mile	
POPULATION	2016 Estimated Population	9,409	91,042	263,103
	2021 Projected Population	9,621	93,066	269,544
	2010 Census Population	9,223	89,534	254,550
	Growth 2010-2016	2.02%	1.89%	3.36%
	Growth 2016-2021	2.25%	2.22%	2.45%
	2016 Estimated Median Age	41.40	39.30	36.60
	2016 Estimated Average Age	42.10	40.20	39.00
HOUSEHOLDS	2016 Estimated Households	4,770	44,291	118,467
	2021 Projected Households	4,878	45,287	121,424
	2010 Census Households	4,681	43,531	115,000
	Growth 2010-2016	1.90%	1.75%	3.01%
	Growth 2016-2021	2.26%	2.25%	2.50%
	2016 Estimated Average Household Size	1.90	2.00	2.10
INCOME	2016 Median Household Income	\$39,641	\$36,666	\$38,042
	2016 Estimated Average Household Income	\$62,774	\$57,929	\$60,164
HOUSING	2016 Estimated Housing Units	5,302	49,589	132,270
	2016 Estimated Occupied Units	4,770	44,291	118,467
	2016 Estimated Owner Occupied Units	2,395	18,622	55,049
	2016 Estimated Renter Occupied Units	2,375	25,669	63,418
	2016 Estimated Median Housing Value	\$174,125	\$188,004	\$191,172



ALL INFORMATION FURNISHED REGARDING PROPERTY FOR SALE, RENTAL OR FINANCING IS FROM SOURCES DEEMED RELIABLE, BUT NO WARRANTY OR REPRESENTATION IS MADE TO THE ACCURACY THEREOF AND SAME IS SUBMITTED SUBJECT TO ERRORS, OMISSIONS, CHANGE OF PRICE, RENTAL OR OTHER CONDITIONS PRIOR TO SALE, LEASE OR FINANCING OR WITHDRAWAL WITHOUT NOTICE. NO LIABILITY OF ANY KIND IS TO BE IMPOSED ON THE BROKER HEREIN.

Dave Dutson 2900 N Swan Rd, Suite 200
Tucson, Arizona
c +1 520 241 1160
dave.dutson@naihorizon.com
naihorizon.com